



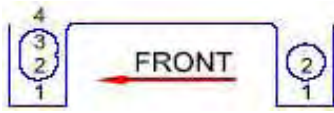
HIGH PERFORMANCE 1:10 ELECTRIC TOURING CAR

# SETUP SHEET

Driver: \_\_\_\_\_  
 Track / City: \_\_\_\_\_  
 Event: \_\_\_\_\_  
 Date: \_\_\_\_\_

### Front Suspension

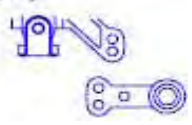
Caster: \_\_\_\_\_ Droop: \_\_\_\_\_  
 Toe-in: \_\_\_\_\_ Toe-out: \_\_\_\_\_  
 Camber: \_\_\_\_\_ Kickup: \_\_\_\_\_  
 Ride Height: \_\_\_\_\_  
 Wheelbase: \_\_\_\_\_  
 Anti-roll Bar: \_\_\_\_\_



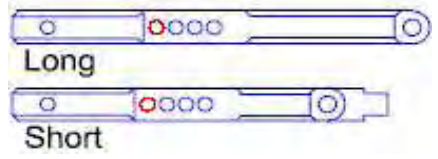
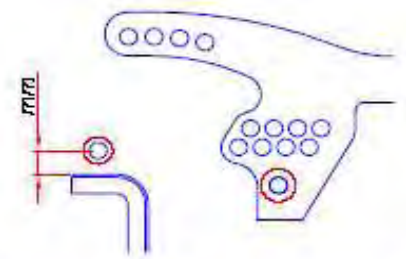
### Front Shocks

Oil: \_\_\_\_\_  
 Piston: \_\_\_\_\_  
 Spring: \_\_\_\_\_  
 Steering Block: \_\_\_\_\_

### Ackermann Setting



### Shock Mount & Camber link:



Material: \_\_\_\_\_

### Rear Suspension

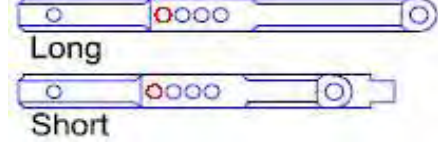
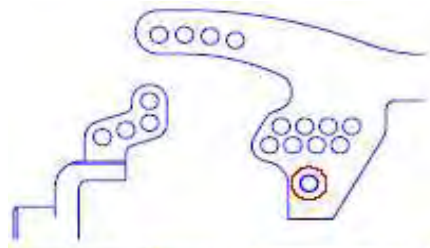
Toe-in: \_\_\_\_\_ Droop: \_\_\_\_\_  
 Camber: \_\_\_\_\_ Anti-squat: \_\_\_\_\_  
 Ride Height: \_\_\_\_\_  
 Wheelbase: \_\_\_\_\_  
 Anti-roll Bar: \_\_\_\_\_



### Rear Shocks

Oil: \_\_\_\_\_  
 Piston: \_\_\_\_\_  
 Spring: \_\_\_\_\_  
 Upright: \_\_\_\_\_ toe-in

### Shock Mount & Camber link:



Material: \_\_\_\_\_

### Other:

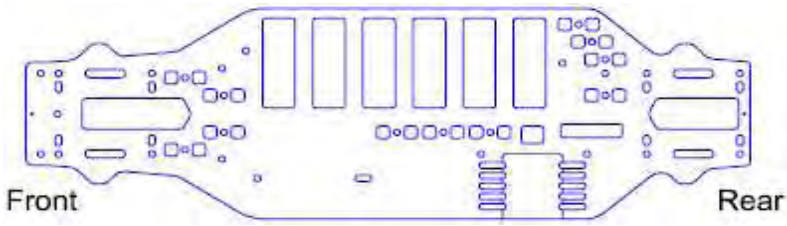
Front Tyres: \_\_\_\_\_ Compound: \_\_\_\_\_ Insert: \_\_\_\_\_ Wheel: \_\_\_\_\_  
 Rear Tyres: \_\_\_\_\_ Compound: \_\_\_\_\_ Insert: \_\_\_\_\_ Wheel: \_\_\_\_\_  
 Tyre Additive: \_\_\_\_\_ Front Drive: \_\_\_\_\_  
 Comments: \_\_\_\_\_

Motor: \_\_\_\_\_ Brush: \_\_\_\_\_ Spring: \_\_\_\_\_  
 Radio: \_\_\_\_\_ ESC: \_\_\_\_\_ Spur/Pinion: \_\_\_\_\_  
 Servo: \_\_\_\_\_ Body: \_\_\_\_\_ Wing: \_\_\_\_\_

Lead Weights: \_\_\_\_\_ g

### Track Conditions

Surface: \_\_\_\_\_  
 Traction: \_\_\_\_\_  
 Composition: \_\_\_\_\_  
 Track Temp: \_\_\_\_\_  
 Notes: \_\_\_\_\_



### Race Comments

Main: \_\_\_\_\_ Qualifying Pos: \_\_\_\_\_ Finish: \_\_\_\_\_